

CLARKE SHQ-R

Clarke Sex History Questionnaire for Males–Revised

Ron Langevin, Ph.D. & Dan Paitich, Ph.D.

Comprehensive Report

Client Name:	John Doe
Age:	30
Duration:	N/A (QuikEntry)
Administration Date:	November 08, 2002

CAUTION: This test should be interpreted only by trained mental health professionals. The results are not intended to be used alone but should be interpreted in conjunction with a sexual history interview and other available information. SHQ–R responses should be reviewed with the respondent.

Psychological Assessments Australia
PO Box 27, Jannali NSW 2226
Ph (02) 9589 0011 Fax: (02) 9589 0063
E: infopaa@psychassessments.com.au
www.psychassessments.com.au

Introduction

Designed to aid in the treatment of sex offenders, Clarke Sex History Questionnaire for Males–Revised (SHQ–R) examines a wide range of conventional and deviant sexual behaviors.

SHQ–R measures six main categories of sexual experiences divided into 21 scales for quantitative assessment. The respondent's scores on each of these scales are portrayed graphically on the SHQ–R Profile page and are described in detail within this report. In addition, two validity scale scores are provided to help assess the respondent's candidness. Responses to the non-scored Additional Sex History Information Items are shown at the end of the report, followed by a complete summary of all the SHQ–R item responses.

It is the assessor's responsibility to verify all statements within this report for conflicting information.

Please see chapter 3 in the *SHQ–R Technical Manual* (published by MHS) for more information about interpreting this report.

Background Information

Occupation:	Skilled Labor (certified trade)
Ethnicity:	Black/Afro-American
Highest Level of Education Completed:	Less than 3 years of high school
Religious Services:	Regularly attends religious services.

History of Offenses

The respondent reports having

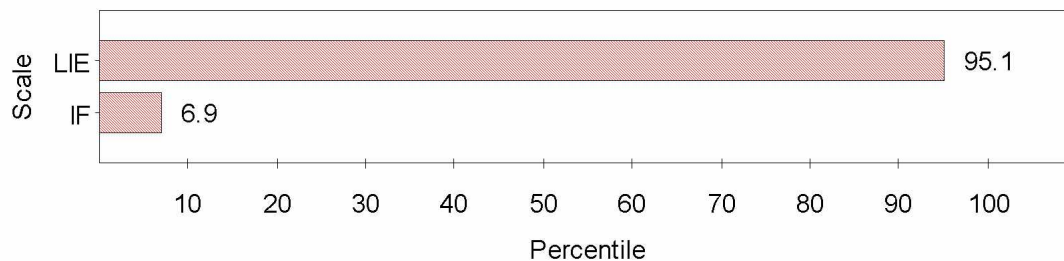
- a juvenile criminal record
- a criminal record for property offenses
- a criminal record for common assault
- a criminal record for sexual offenses
- been accused of two or more sex offenses separated by a year or more

Marital History

Marital Status:	Married
Number of Marriages:	(not answered)
Total Time in Marriages:	(not answered)
Number of Common-Law Relationships:	(not answered)
Total Time in Common-Law Relationships:	(not answered)

Validity

The following graph shows the Validity scale scores.



Lie (LIE) Percentile = 95.1

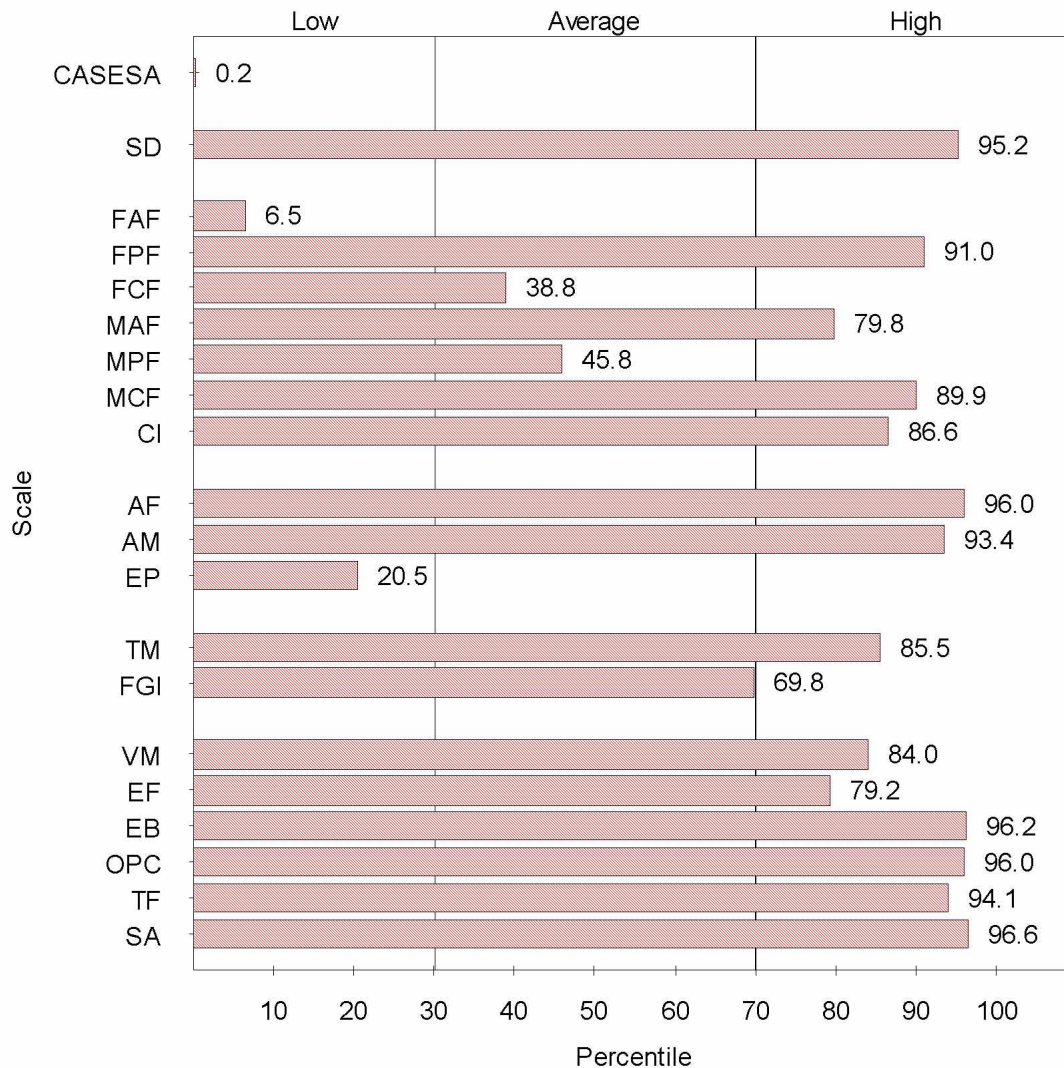
The respondent appears very defensive on SHQ-R compared to sex offenders in general, so his results are of questionable validity.

Infrequency (IF) Percentile = 6.9

The respondent reports sexual experience with adult females that is comparable to sex offenders in general.

SHQ-R Profile

The following graph provides the respondent's results on all SHQ-R scales. The percentile cut-offs provided (Low/Average/High) are guidelines only.



Scale Acronyms

Childhood & Adolescent Sexual Experiences & Sexual Abuse

CASESA Childhood & Adolescent Sexual Experiences & Sexual Abuse

Sexual Dysfunction

SD Sexual Dysfunction

Adult Age/Gender Sexual Outlets

FAF Female Adult Frequency
FPF Female Pubescent Frequency
FCF Female Child Frequency
MAF Male Adult Frequency
MPF Male Pubescent Frequency
MCF Male Child Frequency
CI Child Identification

Fantasy & Pornography

AF Fantasy Activities with Females
AM Fantasy Activities with Males
EP Exposure to Pornography

Transvestism, Fetishism, & Feminine Gender Identity

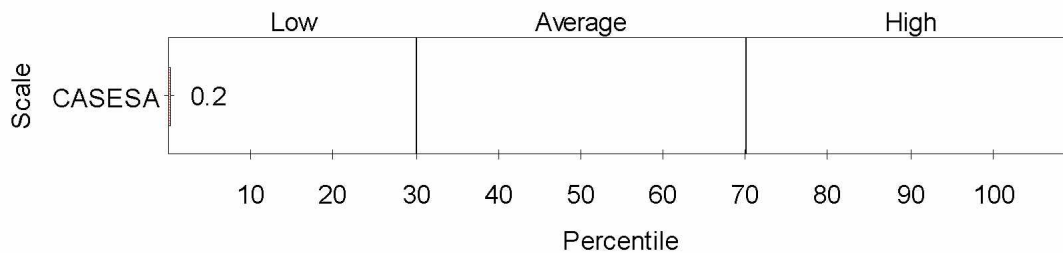
TM Transvestism
FGI Feminine Gender Identity

Courtship Disorders

VM Voyeurism
EF Exhibitionism Frequency
EB Exhibiting Behavior
OPC Obscene Phone Calls
TF Toucheurism & Frotteurism
SA Sexual Aggression

Childhood and Adolescent Sexual Experiences

The following graph shows the scale score for Childhood and Adolescent Sexual Experiences.



Childhood and Adolescent Sexual Experiences and Sexual Abuse (CASESA)

Percentile = 0.2

The respondent obtained a low percentile for childhood sexual experience compared to sex offenders charged with similar criminal offenses.

Description of Selected Item Responses:

The respondent denies having any form of childhood sexual experiences (prior to age 16).

The respondent reports childhood sexual play or sexual touching at age 12 or younger with

- 0 male(s) his own age.
- 0 male(s) 5 or more years older.
- 0 male(s) 18 years of age or older.
- 0 male(s) 5 or more years younger.

The respondent reports childhood sexual play or sexual touching at age 12 or younger with

- 0 female(s) his own age.
- 0 female(s) 5 or more years older.
- 0 female(s) 18 years of age or older.
- 0 female(s) 5 or more years younger.

The respondent reports childhood sexual play or sexual touching at age 13 to 16 with

- 0 male(s) his own age.
- 0 male(s) 5 or more years older.
- 0 male(s) 18 years of age or older.
- 0 male(s) 5 or more years younger.

The respondent reports childhood sexual play or sexual touching at age 13 to 16 with

- 0 female(s) his own age.
- 0 female(s) 5 or more years older.
- 0 female(s) 18 years of age or older.
- 0 female(s) 5 or more years younger.

When the respondent was 16 years of age or younger, he engaged in mutual masturbation, anal intercourse, or oral-genital sex with

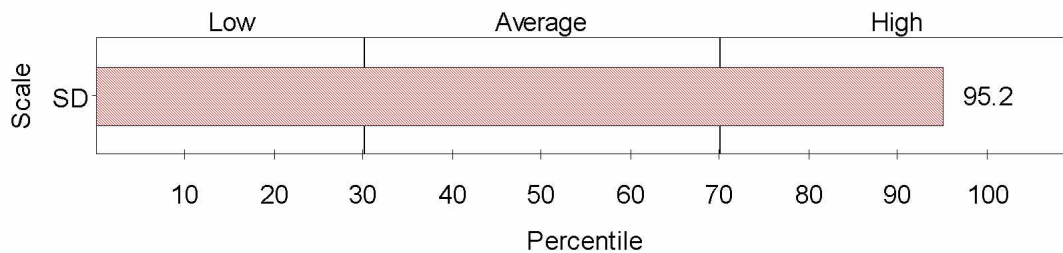
- males 12 years of age or younger on 0 occasion(s).
- males 13 to 16 years of age on 0 occasion(s).
- males over the age of 16 on 0 occasion(s).

When the respondent was 16 years of age or younger, he engaged in mutual masturbation, anal intercourse or oral-genital sex with

- females 12 years of age or younger on 0 occasion(s).
- females 13 to 16 years of age on 0 occasion(s).
- females over the age of 16 on 0 occasion(s).

Sexual Dysfunction

The following graph shows the scale score for Sexual Dysfunction.



Sexual Dysfunction (SD) *Percentile = 95.2*

The respondent obtained a high percentile for sexual dysfunction compared to sex offenders in general.

Description of Selected Item Responses:

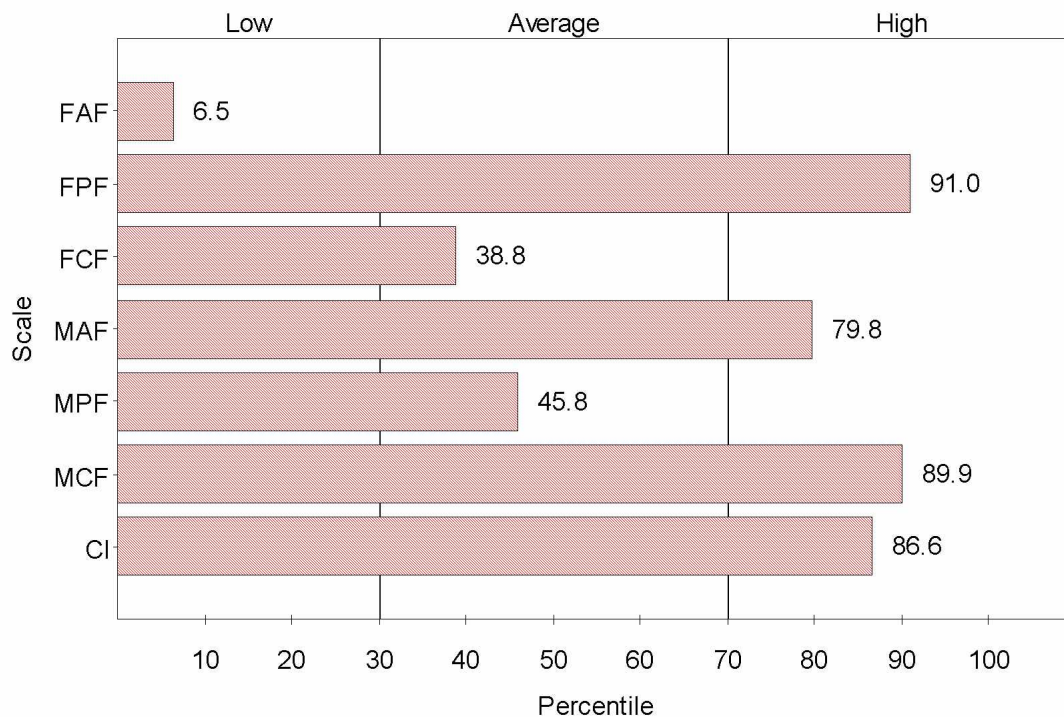
The respondent reports that a few sex partner(s) has/have complained that they were not satisfied after having sex with him.

The respondent reports

- sometimes having ejaculated before penetrating his partner.
- sometimes having retarded ejaculation or being unable to climax after penetrating his partner.
- sometimes having a loss of erection with partners.
- being unable to become sexually aroused by any means (masturbation, or with a male or female partner, etc.).
- never having erections under any circumstances in the past 6 months, including morning erections.

Adult Age/Gender Sexual Outlets

The following graph shows the scale scores for Adult Age/Gender Sexual Outlets.



Scale Acronyms

FAF	Female Adult Frequency	MAF	Male Adult Frequency
FPF	Female Pubescent Frequency	MPF	Male Pubescent Frequency
FCF	Female Child Frequency	MCF	Male Child Frequency
		CI	Child Identification

Female Adult Frequency (FAF) Percentile = 6.5

The respondent obtained a low for his age percentile for sexual experience with adult females compared to sex offenders in general.

Description of Selected Item Responses:

The respondent has

- dated 1 adult female(s) on a total of 0 occasion(s).
- kissed 0 adult female(s) on a total of 1 occasion(s) since he was 16 years of age.
- engaged in genital touching with 0 adult female(s) on a total of 1 occasion(s).
- had sexual intercourse with 1 adult female(s) on a total of 0 occasion(s). He has had sexual contact with the same adult female on a total of 0 occasion(s) and he has had 1 "one night stand(s)" with (an) adult female(s).
- engaged in oral-genital contact with 0 adult female(s) on a total of 1 occasion(s).
- engaged in anal digitation or oral-anal contact with 0 adult female(s) on a total of 1 occasion(s).
- performed anal intercourse on 1 adult female(s) on a total of 1 occasion(s).

Female Pubescent Frequency (FPF) Percentile = 91.0

The respondent obtained a high percentile for sexual experience with pubescent females (age 13 to 15) since he was 21, when compared to sex offenders in general.

Description of Selected Item Responses:

The respondent has

- dated 1 pubescent female(s) on a total of 0 occasion(s).
- kissed 1 pubescent female(s) on a total of 0 occasion(s) since he was 21 years of age.
- engaged in genital touching with 1 pubescent female(s) on a total of 1 occasion(s).
- had sexual intercourse with 1 pubescent female(s) on a total of 0 occasion(s). He has had sexual contact with the same pubescent female on a total of 0 occasion(s) and he has had 1 "one night stand(s)" with (a) pubescent female(s).
- engaged in oral-genital sexual outlet with 0 pubescent female(s) on a total of 1 occasion(s).
- engaged in anal digitation or oral-anal contact with 1 pubescent female(s) on a total of 1 occasion(s).
- performed anal intercourse on 1 pubescent female(s) on a total of 0 occasion(s).

Female Child Frequency (FCF) Percentile = 38.8

The respondent denies any sexual contact with female children 12 years of age or younger since he was 16.

The respondent obtained an average percentile for sexual experience with female children 12 years of age or younger since he was 16, when compared to sex offenders in general.

Description of Selected Item Responses:

The respondent has

- dated 0 female child(ren) on a total of 0 occasion(s).
- kissed 0 female child(ren) on a total of 0 occasion(s) since he was 16 years of age.
- engaged in genital touching with 0 female child(ren) on a total of 0 occasion(s).
- had sexual intercourse with 0 female child(ren) on a total of 0 occasion(s). He has had sexual contact with the same female child(ren) on a total of 0 occasion(s) and he has had 0 "one night stand(s)" with (a) female child(ren).
- engaged in oral-genital sexual outlet with 0 female child(ren) on a total of 0 occasion(s).
- engaged in anal digitation or oral-anal contact with 0 female child(ren) on a total of 0 occasion(s).
- performed anal intercourse on 0 female child(ren) on a total of 0 occasion(s).

Male Adult Frequency (MAF) Percentile = 79.8

The respondent obtained a high for his age percentile for sexual experience with adult males compared to sex offenders in general.

Description of Selected Item Responses:

The respondent has

- dated 0 adult male(s) on a total of 1 occasion(s).
- kissed 0 adult male(s) on a total of 1 occasion(s) since he was 16 years of age.
- engaged in genital touching with 0 adult male(s) on a total of 1 occasion(s).
- had anal intercourse with 0 adult male(s) on a total of 1 occasion(s). He has had sexual contact with the same adult male on a total of 1 occasion(s) and he has had 0 "one night stand(s)" with (an) adult

- male(s).
- engaged in oral-genital sexual outlet with 0 adult male(s) on a total of 1 occasion(s).
- engaged in anal digitation or oral-anal contact with 0 adult male(s) on a total of 1 occasion(s).

Male Pubescent Frequency (MPF) Percentile = 45.8

The respondent denies any sexual contact with pubescent males (ages 13 to 15 years old) since he was 21 years of age.

The respondent obtained an average percentile for sexual experience with pubescent males (age 13 to 15) since he was 21, when compared to sex offenders in general.

Description of Selected Item Responses:

The respondent has

- dated 0 pubescent male(s) on a total of 0 occasion(s).
- kissed 0 pubescent male(s) on a total of 0 occasion(s) since he was 21 years of age.
- engaged in genital touching with 0 pubescent male(s) on a total of 0 occasion(s).
- had anal intercourse with 0 pubescent male(s) on a total of 0 occasion(s). He has had sexual contact with the same pubescent male on a total of 0 occasion(s) and he has had 0 "one night stand(s)" with (a) pubescent male(s).
- engaged in oral-genital sexual outlet with 0 pubescent male(s) on a total of 0 occasion(s).
- engaged in anal digitation or oral-anal contact with 0 pubescent male(s) on a total of 0 occasion(s).

Male Child Frequency (MCF) Percentile = 89.9

The respondent obtained a high percentile for sexual experience with male children 12 years of age or younger since he was 16, when compared to sex offenders in general.

Description of Selected Item Responses:

The respondent has

- dated 1 male child(ren) on a total of 0 occasion(s).
- kissed 1 male child(ren) on a total of 0 occasion(s) since he was 16 years of age.
- engaged in genital touching with 1 male child(ren) on a total of 1 occasion(s).
- had anal intercourse with 0 male child(ren) on a total of 1 occasion(s). He has had sexual contact with the same male child(ren) on a total of 1 occasion(s) and he has had 0 "one night stand(s)" with (a) male child(ren).
- engaged in oral-genital sexual outlet with 0 male child(ren) on a total of 1 occasion(s).
- engaged in anal digitation or oral-anal contact with 0 male child(ren) on a total of 1 occasion(s).

Child Identification (CI) Percentile = 86.6

The respondent obtained a high percentile for identification with children and childhood compared to sex offenders in general.

The respondent over-identifies with childhood and children.

Description of Selected Item Responses:

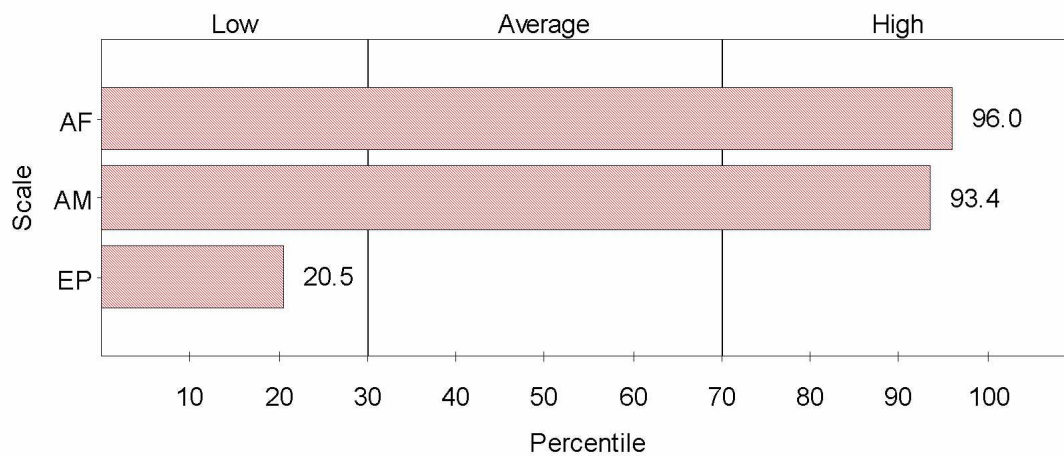
The respondent

- enjoys himself most when playing with children.

- does not wish he could be young again.
- would like to work with children.
- does not acknowledge being in love with a child.

Fantasy and Pornography

The following graph shows the scale scores for Fantasy and Pornography.



Scale Acronyms

AF Fantasy Activities with Females
AM Fantasy Activities with Males
EP Exposure to Pornography

Fantasy Activities with Females (AF) *Percentile = 96.0*

The respondent obtained a high percentile for sexual fantasy involving females compared to sex offenders in general.

Description of Selected Item Responses:

The respondent acknowledges fantasizing about the following sexually conventional behaviors with females

- kissing a female
- having vaginal intercourse with a female
- performing oral sex (cunnilingus) on a female

The respondent acknowledges fantasizing about the following sexually deviant behaviors with females

- having anal intercourse with a female
- making a phone call to a female who does not know him, to talk about sex (talk dirty)
- peeping on a female who does not know he is there
- exposing himself to a female
- seeing a female unconscious
- embarrassing a female
- humiliating a female
- controlling a female
- a female is beating him
- a female is forcing him to have sex with her

Fantasy Activities with Males (AM) *Percentile = 93.4*

The respondent obtained a high percentile for sexual fantasy involving males compared to sex offenders in general.

Description of Selected Item Responses:

The respondent acknowledges fantasizing about the following sexually conventional behaviors with males

- kissing a male
- performing oral sex (fellatio) on a male

The respondent acknowledges fantasizing about the following sexually deviant behaviors with males

- embarrassing a male
- humiliating a male
- a male is controlling him
- a male is beating him

Exposure to Pornography (EP) *Percentile = 20.5*

The respondent obtained a low percentile for exposure to pornography compared to sex offenders in general.

Description of Selected Item Responses:

In his lifetime, the respondent acknowledges use of erotic magazines and books on a total of 1 occasion(s), exposure to erotic or sexy shows on television on a total of 1 occasion(s), erotic videos on a total of 0 occasion(s), erotic or sexy movies at a theater on a total of 1 occasion(s), and use of the Internet to see erotic or sexy materials on a total of 0 occasion(s).

In the past year, the respondent acknowledges use of erotic magazines and books on a total of 1 occasion(s), exposure to erotic or sexy shows on television on a total of 0 occasion(s), erotic videos on a total of 0 occasion(s), erotic or sexy movies at a theater on a total of 0 occasion(s), and use of the Internet to see erotic or sexy materials on a total of 1 occasion(s).

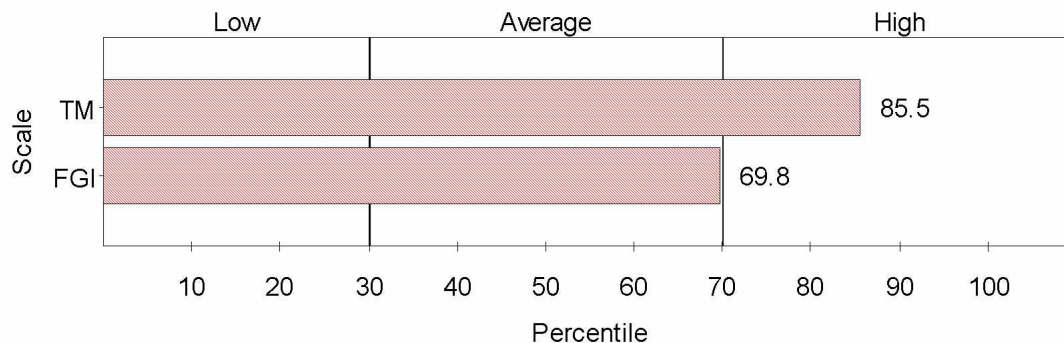
The respondent denies ever being a regular user of

- erotic or sexy books.
- erotic or sexy shows on television.
- erotic or sexy videos.
- erotic or sexy movies at a theater.

The respondent acknowledges use of pornographic materials for masturbation on a total of 0 occasion(s).

Transvestism, Fetishism, and Feminine Gender Identity

The following graph shows the scale scores for Transvestism, Fetishism, and Feminine Gender Identity.



Scale Acronyms

TM Transvestism
FGI Feminine Gender Identity

Transvestism (TM) Percentile = 85.5

The respondent obtained a high percentile for cross-dressing compared to sex offenders in general.

Description of Selected Item Responses:

The respondent denies ever donning female attire.

Fetishism (FM)

At present, a scale score/percentile cannot be provided for the Fetishism scale, as the items have been changed significantly from the previous version of SHQ-R. The following interpretive statement(s) are provided.

Description of Selected Item Responses:

The respondent denies ever experiencing fetishistic erotic interest (sexual excitement to materials, objects or articles of clothing).

Feminine Gender Identity (FGI) Percentile = 69.8

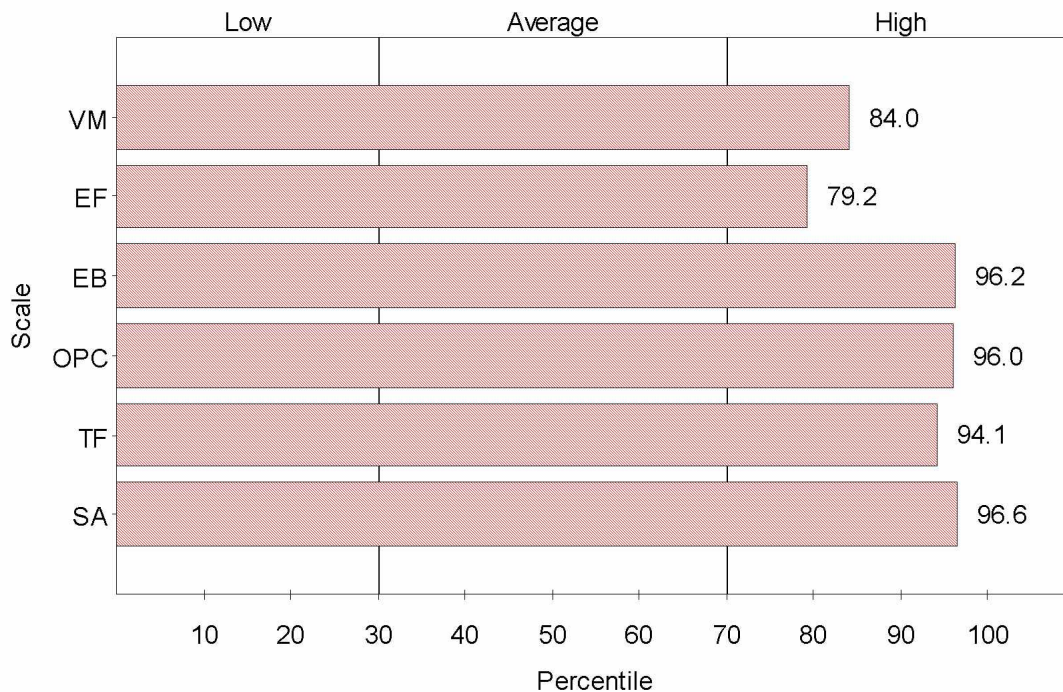
The respondent reports masculine gender identity.

Description of Selected Item Responses:

The respondent is masculine identified with no feminine longings.

Courtship Disorders

The following graph shows the scale scores for Courtship Disorders.



Scale Acronyms

VM	Voyeurism	OPC	Obscene Phone Calls
EF	Exhibitionism Frequency	TF	Toucheurism & Frotteurism
EB	Exhibiting Behavior	SA	Sexual Aggression

Voyeurism (VM) Percentile = 84.0

The respondent obtained a high percentile for peeping compared to sex offenders in general.

Description of Selected Item Responses:

The respondent acknowledges

- watching a female undress by looking in windows, or by other means on a total of 0 occasion(s).
- masturbating while secretly watching a female undress, on a total of 1 occasion(s).
- watching couples have sex by looking in windows, or by other means on a total of 1 occasion(s).
- masturbating while secretly watching (a) couple(s) have sex on a total of 0 occasion(s).

Exhibitionism Frequency (EF) Percentile = 79.2

The respondent obtained a high percentile for exhibitionism or indecent exposure compared to sex offenders in general.

Description of Selected Item Responses:

The respondent reports exposing to

- females 12 years of age or younger on a total of 0 occasion(s).
- females 13 to 15 years of age on a total of 1 occasion(s).
- females 16 years of age or older on a total of 0 occasion(s).
- males 12 years of age or younger on a total of 1 occasion(s).
- males 13 to 15 years of age on a total of 0 occasion(s).
- males 16 years of age or older on a total of 1 occasion(s).

Exhibiting Behavior (EB) *Percentile = 96.2*

The respondent obtained a high percentile for exhibiting behavior compared to sex offenders in general.

Description of Selected Item Responses:

When exposing, the respondent never has an erection.

When exposing, the respondent sometimes masturbates.

The indecent exposure never happens suddenly.

When exposing, the respondent has sometimes felt an urge to have sexual relations with the female who saw him.

The respondent's most recent exposure was 1–2 days ago.

If the female to whom he exposed wanted to have sexual contact with him, he would walk away.

Obscene Phone Calls (OPC) *Percentile = 96.0*

The respondent obtained a high percentile for obscene calls compared to sex offenders in general.

Description of Selected Item Responses:

The respondent acknowledges making obscene telephone calls to a female on a total of 1 occasion(s).

The respondent acknowledges masturbating while making obscene telephone calls to a female on a total of 0 occasion(s).

Toucherism and Frotteurism (TF) *Percentile = 94.1*

The respondent obtained a high percentile for touching strangers or rubbing against them in a sexual way in crowds and/or isolated places compared to sex offenders in general.

Description of Selected Item Responses:

The respondent acknowledges touching strangers or rubbing against them in a sexual way in crowds and/or isolated places on a total of 1 occasion(s).

The respondent acknowledges masturbation during or after touching strangers or rubbing against them in a sexual way in crowds and/or isolated places on a total of 1 occasion(s).

Sexual Aggression (SA) *Percentile = 96.6*

The respondent obtained a high percentile for sadistic, masochistic, or sexually aggressive acts compared to sex offenders in general.

Description of Selected Item Responses:

The respondent reports sexual arousal from

- dominating or controlling another person on a total of 2 occasion(s).
- threatening or frightening another person on a total of 1 occasion(s).
- beating or injuring another person on a total of 1 occasion(s).
- being dominated or controlled by another person on a total of 0 occasion(s).
- being threatened or frightened by another person on a total of 0 occasion(s).
- being beaten or injured by another person on a total of 0 occasion(s).

The respondent reports masturbation or climax from

- dominating or controlling another person on a total of 1 occasion(s).
- threatening or frightening another person on a total of 1 occasion(s).
- beating or injuring another person on a total of 1 occasion(s).
- being dominated or controlled by another person on a total of 0 occasion(s).
- being threatened or frightened by another person on a total of 0 occasion(s).
- being beaten or injured by another person on a total of 0 occasion(s).

The respondent denies sexual arousal, masturbation or climax from

- being dominated or controlled by another person.
- being threatened or frightened by another person.
- being beaten or injured by another person.

Additional Sex History Information Items

A number of items that do not form scales have been included in SHQ–R due to their clinical importance. The following statements represent the respondent's answers to the Additional Sex History Information Items. Please see chapter 3 in the *SHQ–R Technical Manual* for more information about interpreting these statements.

Puberty and Sexual Development

The respondent first had sexual release at age 9.

He first had wet dreams (nocturnal emissions), started to grow pubic hair, and mature sexually in other ways at age 9.

Fantasy

The respondent reports that his fantasies involve

- females 13 to 15 years of age.
- females 12 years of age or younger.
- males 13 to 15 years of age.

Sexual Outlet

The respondent reports having sexual release by any means on a total of 0 occasion(s) during the previous month.

The respondent reports that the maximum number of times he has had sexual release by any means during any given month has been 1 time(s).

The respondent reports that the maximum number of times he has had sexual release by any means during any given day has been 0 time(s).

Sleep

The respondent reports being sexually aroused while watching someone sleep on a total of 1 occasion(s).

Marital Infidelity

The respondent is married.

The respondent has had sex with 1 female (other than his wife or common-law partner), while he was living with his wife or common-law partner.

The respondent has had sex with 0 females (other than his wife or common-law partner), while the females were living with their husbands or common-law partners.

Prostitute Use

The respondent acknowledged paying money for sex with

- females 16 years of age or older on a total of 1 occasion(s).
- females 13 to 15 years of age or older on a total of 1 occasion(s).
- males 16 years of age or older on a total of 0 occasion(s).
- males 12 years of age or younger on a total of 0 occasion(s).

The respondent has worked as a prostitute.

Group Sex

The respondent reports engaging in group sex on a total of 1 occasion(s).

The respondent reports climaxing while engaging in group sex on a total of 0 occasion(s).

Incest

The respondent reports having sexual contact with

- his mother on a total of 0 occasion(s).
- his father on a total of 0 occasion(s).
- relatives (other than mother and father) on a total of 1 occasion(s).

Fire

The respondent reports being sexually excited by fire on a total of 0 occasion(s).

The respondent reports masturbating or climaxing in other ways while thinking about or seeing fires on a total of 1 occasion(s).

Zoophilia

The respondent reports having sexual contact with animals on a total of 1 occasion(s).

The respondent reports masturbating or climaxing in other ways while having sexual contact with animals on a total of 0 occasion(s).

Necrophilia

The respondent reports having sexual contact with dead persons on 1 occasion(s).

The respondent reports masturbating or climaxing in other ways while having sexual contact with dead persons on 0 occasion(s).

SHQ-R Item Responses

The following tables show the respondent's selection for each SHQ-R item.

Item #	Response	Item #	Response	Item #	Response	Item #	Response	Item #	Response
1.	b	38.	a	75.	a	112.	b	149.	b
2.	b	39.	b	76.	b	113.	a	150.	a
3.	b	40.	a	77.	a	114.	b	151.	b
4.		41.	b	78.	b	115.	a	152.	a
5.		42.	a	79.	a	116.	b	153.	a
6.		43.	b	80.	b	117.	a	154.	b
7.		44.	a	81.	a	118.	b	155.	a
8.		45.	b	82.	b	119.	a	156.	b
9.		46.	a	83.	a	120.	b	157.	a
10.		47.	a	84.	b	121.	a	158.	b
11.		48.	b	85.	a	122.	b	159.	a
12.		49.	a	86.	b	123.	a	160.	b
13.		50.	b	87.	a	124.	a	161.	a
14.		51.	a	88.	b	125.	b	162.	b
15.		52.	b	89.	a	126.	a	163.	
16.		53.	a	90.	b	127.	b	164.	
17.		54.	a	91.	a	128.	a	165.	
18.		55.	b	92.	b	129.	b	166.	
19.		56.	a	93.	a	130.	a	167.	
20.		57.	b	94.	b	131.	b	168.	
21.		58.	a	95.	a	132.	a	169.	
22.		59.	b	96.	b	133.	b	170.	
23.		60.	a	97.	a	134.	a	171.	
24.		61.	b	98.	b	135.	b	172.	
25.		62.	a	99.	a	136.	a	173.	
26.		63.	b	100.	b	137.	b	174.	
27.	b	64.	a	101.	a	138.	a	175.	
28.	a	65.	b	102.	b	139.	b	176.	
29.	a	66.	a	103.	a	140.	a	177.	
30.	b	67.	b	104.	b	141.	b	178.	
31.	a	68.	a	105.	a	142.	a	179.	
32.	b	69.	b	106.	b	143.	b	180.	
33.	b	70.	b	107.	a	144.	a	181.	
34.	a	71.	a	108.	b	145.	b	182.	
35.	a	72.	b	109.	a	146.	a	183.	
36.	b	73.	a	110.	b	147.	b	184.	
37.	b	74.	b	111.	a	148.	a	185.	

SHQ-R Item Responses

(continued)

Item #	Response	Item #	Response	Item #	Response	Item #	Response	Item #	Response
186.		223.	b	260.	b	297.	b	334.	a
187.		224.	a	261.	a	298.	a	335.	a
188.		225.	b	262.	b	299.	b	336.	b
189.		226.	a	263.	a	300.		337.	a
190.		227.	b	264.	b	301.		338.	b
191.		228.	a	265.	a	302.		339.	b
192.		229.	b	266.	b	303.		340.	a
193.		230.	a	267.	a	304.		341.	b
194.		231.	b	268.	b	305.		342.	a
195.		232.	a	269.	a	306.		343.	b
196.		233.	b	270.	b	307.		344.	a
197.		234.	a	271.	a	308.		345.	a
198.	a	235.	a	272.	b	309.		346.	b
199.	b	236.	b	273.	a	310.		347.	a
200.	a	237.	a	274.	a	311.		348.	b
201.	b	238.	b	275.	b	312.		349.	a
202.	a	239.	a	276.	a	313.		350.	b
203.	b	240.	b	277.	b	314.		351.	a
204.	a	241.	a	278.	a	315.		352.	b
205.	b	242.	b	279.	b	316.		353.	a
206.	a	243.	a	280.	a	317.		354.	b
207.	b	244.	b	281.	b	318.		355.	a
208.	a	245.	a	282.	a	319.		356.	b
209.	b	246.	b	283.	b	320.		357.	a
210.	a	247.	a	284.	a	321.		358.	b
211.	a	248.	b	285.	b	322.		359.	a
212.	b	249.	a	286.	a	323.		360.	b
213.	a	250.	b	287.	b	324.		361.	a
214.	b	251.	a	288.	a	325.		362.	b
215.	a	252.	b	289.	b	326.		363.	a
216.	b	253.	a	290.	a	327.		364.	b
217.	a	254.	b	291.	b	328.		365.	a
218.	b	255.	a	292.	a	329.		366.	b
219.	a	256.	b	293.	b	330.		367.	a
220.	b	257.	a	294.	a	331.	a	368.	b
221.	a	258.	b	295.	b	332.	b	369.	b
222.	a	259.	a	296.	a	333.	b	370.	a

SHQ-R Item Responses

(continued)

Item #	Response	Item #	Response	Item #	Response	Item #	Response	Item #	Response
371.	b	399.	a	427.	b	455.	a	483.	b
372.	a	400.	a	428.	b	456.	b	484.	a
373.	b	401.	b	429.	a	457.	a	485.	b
374.	a	402.		430.	a	458.	b	486.	a
375.	b	403.	b	431.	b	459.	a	487.	b
376.	a	404.	a	432.	a	460.	b	488.	b
377.	b	405.	b	433.	b	461.	a	489.	a
378.	b	406.		434.	a	462.	b	490.	b
379.	a	407.	a	435.	b	463.	a	491.	a
380.	b	408.	b	436.	a	464.	b	492.	b
381.	a	409.	a	437.	b	465.	a	493.	a
382.	a	410.	b	438.		466.	b	494.	b
383.	b	411.	a	439.		467.	a	495.	a
384.	b	412.	b	440.		468.	b	496.	b
385.	a	413.	a	441.		469.	a	497.	a
386.	a	414.	b	442.		470.	b	498.	b
387.	b	415.	a	443.		471.	a	499.	a
388.	b	416.		444.		472.	b	500.	a
389.	a	417.		445.		473.	a	501.	b
390.	b	418.		446.		474.	b	502.	a
391.	a	419.		447.		475.	a	503.	b
392.	a	420.		448.		476.	a	504.	a
393.	b	421.		449.		477.	b	505.	b
394.		422.	b	450.	b	478.	a	506.	a
395.	b	423.	a	451.	a	479.	b	507.	b
396.	a	424.	a	452.	b	480.	a	508.	a
397.	b	425.	b	453.	a	481.	b		
398.		426.	a	454.	b	482.	a		

Date Printed: November 08, 2002

End of Report